



# Skills for the Nursing Assistant

[usalearns.org](http://usalearns.org)

**Andrea Willis**

Director, Internet and Media Services & USA Learns

# Topics for Today

- **A quick overview of USA Learns**
- **Tour of the new course**
- **Tips for teachers**
  - **Learner registration**
  - **Creating a teacher account and courses**
  - **Highlights of the teacher side**

# Overview - History

- Originally funded by a grant from the federal Office of Vocational and Adult Education: “Can adults learn English online?” (Yes!)
- Launched in 2008; SCOE given ownership after a competitive process
- Upgraded several times
- Committed to keeping it FREE (thus, the ads)

# Usage Statistics

- Web pages viewed: **1.8 Billion**
- Number of website visitors: **14 Million**
- Average amount of time per visit: **23 minutes**
- Accessed by every country in the world





# Our Newest Courses

## Skills for the Nursing Assistant



- Level: High Intermediate ESL
- Communication skills for the healthcare field
- Language and academic skills

Launched  
on 10/5/20

This course teaches the language and academic skills to help you successfully communicate with patients and co-workers on the job. It is ideal for students with English skills that are High Intermediate and above. It will help you prepare for a career as a Certified Nursing Assistant or other jobs in the healthcare field.

# There's a Learner Site...

**USA Learns** Home Get Started Learn English U.S. Citizenship Apps About Us Register Sign in

## Learn English **FREE** with USA Learns!

**NEW COURSE!**

**Start Now**

Already registered?

**Sign In**

- Video lessons and 1000s of activities
- New Skills for the Nursing Assistant course!
- 100% free English classes: Learn English speaking, listening, vocabulary, pronunciation, reading, writing and grammar
- U.S. Citizenship course

**Skills for the Nursing Assistant**

Teachers Click Here

f t i



# ... and a Teacher Site

USA Learns<sup>®</sup>  
For Teachers

Instructions Resources U.S. Citizenship ▾ Apps About Us ▾ Student Site Register Sign in

[Watch a brief video about how to create a teacher account and get your students registered.](#)

## Welcome to USA Learns for Teachers!

### A Free Site for Teaching English and U.S. Citizenship to Adults

Create online English and U.S. Citizenship classes, monitor your students' progress and use easy management tools.

[Register](#)

Already registered?

[Sign In](#)

**What's New?**  
USA Learns has launched a new U.S. Citizenship Course!

# USA Learns ESL Courses

**Tour time!**

**Learner Site**

**([usalearns.org](http://usalearns.org))**



# Your Thoughts

Questions so far?

# Student Registration

**How do my students register?**

# 1: Go to [usalearns.org](https://usalearns.org)

Make sure students are here!



## Learn English **FREE** with USA Learns!

[Start Now](#)

Already registered?

[Sign In](#)

- Video lessons and 1000s of activities
- New [Skills for the Nursing Assistant](#) course!
- 100% free English classes: Learn English [speaking](#), [listening](#), [vocabulary](#), [pronunciation](#), [reading](#), [writing](#) and [grammar](#)
- [U.S. Citizenship](#) course



**NEW COURSE!**



 Teachers Click Here

Select 'Start Now' to register.



# 2: Register

Use a real  
email  
address.

Check  
email to  
confirm  
account.

USA Learns

Home Get Started Learn English U.S. Citizenship Apps About Us Register Sign in

## Register

Start learning now!

### Student Registration

Do you want to learn English or prepare to become a U.S. citizen for free? Please enter your email address, name and a password.

Email Address: \*

First Name: \*

Last Name: \*

Password: \*  
(Password should be at least 6 letters or numbers, no spaces.)

Confirm Password: \*

**Register**

**Are you a TEACHER?**  
Please [register here!](#)

#### Why Register?

- Save your lessons and your scores.
- Bookmark your last activity.
- Get the free USA Learns newsletter.

Register one time. [Sign in](#) when you return.

# 3: Go to Email & Click Link



Instructions

Resources

U.S. Citizenship ▾

Apps

About Us ▾

Student Site

Register

Sign in

## Confirm Email Address



You are almost ready to start using USA Learns as a learner. A message has been sent to your email address to verify your account. Please check your email for a message from USA Learns and follow the instructions.

Thank you for registering for an account with USA Learns! You are almost ready to get started!

Please click the following link to confirm your account: <https://www.usalearns.org/teacher-confirm-email?userId=b33fdef6-43cf-4109-8cf7-5cc992cf5c18&token=ueVM6Ubr%2FALEQ2B95I5fidV6VqxWvBurmNMU6NAmRXb6fvucHCSL14D3FMXC9oWPJHpMoKlpPTHYT5iSgQZn4o79iFMfDLNBgz7HHkmC4YYWklSI%2BTX9var1iE0t0spgPaJYxK8KNXJiGv>

Thank you,

USA Learns Staff

**In the email,  
click this link.**



# 4: Sign In

## Learn English **FREE** with USA Learns!

[Start Now](#)

Yay!

Already registered?

[Sign In](#)

- Video lessons and 1000s of activities
- New [Skills for the Nursing Assistant](#) course!
- 100% free English classes: Learn English [speaking](#), [listening](#), [vocabulary](#), [pronunciation](#), [reading](#), [writing](#) and [grammar](#)
- [U.S. Citizenship](#) course



 Teachers  
Click Here



# Student Registration Tips

- **Have students write the needed information on a piece of paper prior to completing online. This will help them keep track of their email and password.**
- **Use forced passwords (ID numbers, room number, your name, etc).**
- **Registration, Email, Sign in**

*Thanks, Alisa!*

# Teacher Registration

**How do I register and  
create my courses?**

# Teacher Side

[usalearns.org/teacher](https://usalearns.org/teacher)

Make sure  
you are  
here!

The screenshot shows the top navigation bar with the USA Learns For Teachers logo and menu items: Instructions, Resources, U.S. Citizenship, Apps, About Us, and Student Site. Below the navigation bar is a video player with the title "Watch a brief video about how to create a teacher account and get your students registered." The main content area features a large image of a smiling woman pointing at a whiteboard. The text on the page reads: "Welcome to USA Learns for Teachers! A Free Site for Teaching English and U.S. Citizenship to Adults. Create online English and U.S. Citizenship classes, monitor your students' progress and use easy management tools." There are two buttons: a red "Register" button and a blue "Sign In" button. A red arrow points to the "Register" button. A blue callout box in the bottom right corner of the image says "What's New? USA Learns has launched a new U.S. Citizenship Course!".




# Register

USA Learns<sup>®</sup> For Teachers

Instructions Resources U.S. Citizenship Apps About Us Student Site Register Sign in

## Register

Start TEACHING English now!



### Teacher Registration

Are you an English teacher or library staff who wants to teach English or U.S. citizenship online? Please complete this form to start using USA Learns' courses with your students. The courses are **free** for you and your students.

Email Address: \*

First Name: \*

Last Name: \*

Alias: \*  
Your name as seen by students

**Real email address.**

**“Why confirm my account?”**

So you can use the password reset feature...

# Register

Country:

( Not Specified )

Agency Type:

Adult School

Agency Name:

Password: \*

(Password should be at least 6 letters or numbers, no spaces.):

Confirm Password: \*

Register

Register one time. [Sign in](#) when you return.

carrington.edu

OPEN

## How do teachers and library staff use USA Learns?

1. Register here.
2. Create your class.
3. Invite students to enroll.
4. Monitor student progress as they learn English and U.S. citizenship online.

Read the [Instructions](#) for more details. **It's easy!**



# Check Your Email!



Instructions

Resources

U.S. Citizenship ▾

Apps

About Us ▾

Student Site

Register

Sign in

## Confirm Email Address



You are almost ready to start using USA Learns as a **teacher**. A message has been sent to your email address to verify your account. Please check your email for a message from USA Learns and follow the instructions.

Thank you for registering for an account with USA Learns! You are almost ready to get started!

Please click the following link to confirm your account: <https://www.usalearns.org/teacher-confirm-email?userId=b33fdef6-43cf-4109-8cf7-5cc992cf5c18&token=ueVM6Ubr%2FALEFC2B95I5fldV6VqxWvBurmNMU6NAmRXb6lvucHC5L14D3FMXC9oWPJHpMoKlpPTHYT5iSgQZn4o79iFMfDLNBgz7HHkmC4YYWklSI%2BTX9var1iE0t0spgPaJYxK8KNXJiGv>

Thank you,

USA Learns Staff

In the email,  
click this link.



# Start a New Class

## My Home


awillis@scoe.net


Start a New Class or manage your existing classes on this page. Select a class title to access your class roster, view scores, write messages, and more.

(Press the class title again to close the menu.)

## Class Overview

Start a New Class



 **2 writing activities to grade**

- [Messages](#)
- [Change my password](#)
- [Change my email address](#)
- [Change my name](#)

News for teachers

# Class Details

**USA Learns For Teachers** Home Instructions Resources Apps About Us Student Site Sign off

## Create a New Class

[New Class](#)

Create your new Class by filling out the information below.

**Title:**

**Based on Course:**

**Description:**

**Start Date:**

**End Date:**

**Create My Class**

Don't put an end date.

# Class Key

The screenshot shows the USA Learns For Teachers interface. At the top is a navigation bar with links for Home, Instructions, Resources, Apps, About Us, Student Site, and Sign off. Below this is a sub-navigation bar with tabs for Administrator, Course Author, Work To Do, and Teacher. The main content area is titled "My Home" and includes a user profile for awillis@scoe.net. A notification banner indicates "2 writing activities to grade" with a list of links: Messages, Change my password, Change my email address, and Change my name. The "Class Overview" section features a "Start a New Class" button and a "Manage '1st English Course'" dropdown menu. A table lists classes with columns for Title, End Date, Enrollment, and Class Key. The Class Key for the "1st English Course" is highlighted with a red box and a yellow callout box that says "Give learners your class key." The other classes listed are "2nd English Course" and "Andrea's Demo Clas".

Title	End Date	Enrollment	Class Key
<a href="#">1st English Course</a>	n/a	0	2e627d49
<a href="#">2nd English Course</a>	n/a	1	64f9195f
<a href="#">Andrea's Demo Clas</a>	n/a	2	b31018fa



# Learner Enters Class Key - 1

The screenshot shows a web browser window with the URL [usalearns.org/student-home](https://usalearns.org/student-home). The page features a dark blue navigation bar with the USA Learns logo and menu items: Home, Instructions, U.S. Citizenship, Apps, About Us, and Sign off. The main content area is titled "My Home" and displays the user's email address, [andrealwillis@gmail.com](mailto:andrealwillis@gmail.com). There are two main activity cards:

- Andrea's Demo Class** with Mrs. Willis. It includes a "USA Learns Citizenship" icon and options: "Go to my next activity" and "Select a different unit".
- Andrea's Test Class**. It includes a "1st English Course" icon and options: "Go to my next activity", "Select a different unit", and "Start over".

On the right side, there is a list of links: Messages, Change my password, Change my email address, Change my name, and **Enroll in my teacher's class**. The "Enroll in my teacher's class" link is highlighted with a red rectangular box. Below this box is a yellow callout box with the text "Click here." pointing to the link.

# Learner Enters Class Key - 2

Students enter your class key here, then click 'Enroll!'

The screenshot shows a web browser window with the URL `usalearns.org/enroll-in-class`. The page title is "Enroll in USA Learns Classes". Below the title is a blue bar with a home icon. The main content area contains the text "To Enroll in a class, enter the 8 character Class Key provided by your Teacher". Below this is a form with a label "Class Key: \*" and an input field containing the text "2e627d49". To the right of the input field is a red button labeled "Enroll!".

# Remote Learning Ideas

From Jacqueline Vulcano, ESL Instructor from Central Wyoming College:

**Host a Zoom meeting:** Target speaking practice around topics and vocabulary covered in the lesson (from the course's Scope & Sequence). Log into the learner site and show your screen.

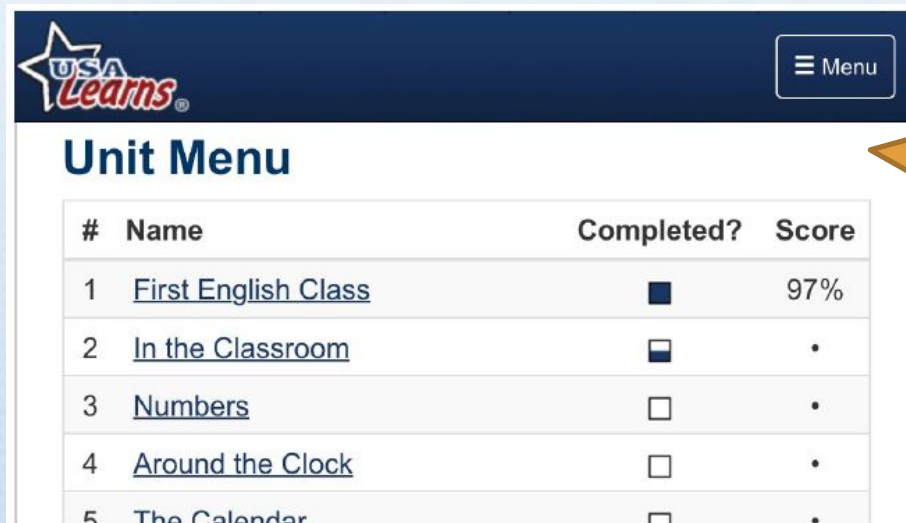
What a good use of Zoom!



# Remote Learning Ideas

**Students upload screenshots:** The teacher can create an assignment (e.g. “Complete Unit 1”) in their LMS. Students can **upload a picture** of their score(s) into the LMS to show completion.



Tip for  
Using Your  
LMS (i.e.,  
Canvas)



#	Name	Completed?	Score
1	<a href="#">First English Class</a>	<input checked="" type="checkbox"/>	97%
2	<a href="#">In the Classroom</a>	<input type="checkbox"/>	•
3	<a href="#">Numbers</a>	<input type="checkbox"/>	•
4	<a href="#">Around the Clock</a>	<input type="checkbox"/>	•
5	<a href="#">The Calendar</a>	<input type="checkbox"/>	•

Nice!


# Thank you!

  Communication on the Job  
Communication Strategies

Home Sign off

**Congratulations and Credits — Credits** Activity Menu

Select Listen and read the text.



Listen

The videos and photos in this course were produced by the Sacramento County Office of Education at Corcoran High School in California, where they offer a Health Science and Medical Technology program for students to learn job skills. Thank you to the students, teachers, and other volunteers who were our actors.

Thank you also to the Health Workforce Initiative grants. Their Statewide Director and Regional Directors of the Inland Empire / Desert, South Central Coast and San Diego / Imperial Valley regions kindly made it possible to add this course to the USA Learns website.

Thanks to everyone who made this course possible!

1 of 1 Next



**Andrea Willis**  
[awillis@scoe.net](mailto:awillis@scoe.net)

**Tech Support**  
[help@usalearns.org](mailto:help@usalearns.org)