

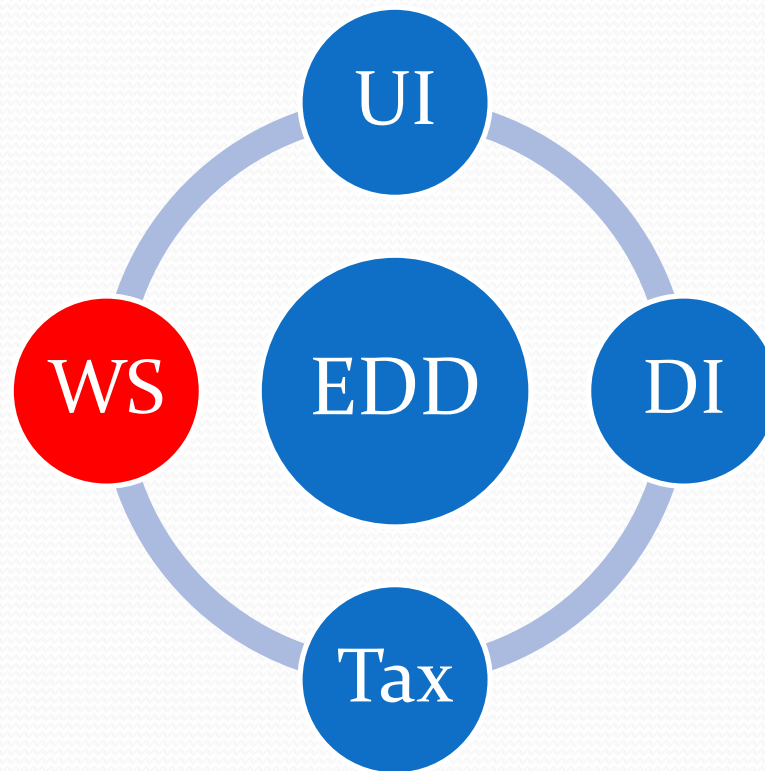


Workforce Services

Presented to:
CNA Educators
January 10, 2020



Who we Are?



The Employment Development Department enhances California's economic growth and prosperity by collaboratively delivering valuable and innovative services to meet the evolving needs of employers, workers, and job seekers.

Workforce Services Branch



Workforce Innovation & Opportunity Act (WIOA)

Revitalization of Our Nation's Workforce System

1. The needs of businesses and workers drive workforce solutions and local boards are accountable to communities in which they are located



2. One-Stop Centers (or American Job Centers) provide excellent customer service to jobseekers and employers and focus on continuous improvement
The workforce system supports

3. The workforce system supports strong regional economies and plays an active role in community and workforce development

State Level Purpose

Provide direction and oversight to a successful implementation of WIOA, Continuous Quality Improvement and Quality Service Model Initiatives

WIOA Title I
Adult,
Dislocated
Worker and
Youth formula
programs



WIOA Title II
Adult
Education
and Literacy
Act programs

WIOA Title III
Wagner-Peyser Act
employment services

WIOA Title
IV
Rehabilitation
Act programs

**On-Ramp to
Skills Development and
Career Pathways in
Demand Sectors**

Every job seeker will:

- Know their skills
- Improve their skills
- Get the best job possible
- Progress in a career pathway

Every employer will:

- Access qualified candidates
- Strengthen their business

No Wrong Door

- Access to virtual services
- Professional development

Skills Development

- Quality training resulting in industry-recognized certificates/degrees

Inclusive

- Accessible to all populations
- Priority to individuals with barriers
- Core partner service delivery integrated and services aligned
- Expanded “Product Box” costs shared by all



WSB Divisions and America's Job



The WSB is comprised of three Field Divisions which directly deliver services to the public: Northern Division, Los Angeles-Coastal Division, and the Southern Division.

The WSB also has a Central Office Workforce Services Division which support EDD staff in the field and provide program guidance to WIOA-funded partners located throughout California;

and a Labor Market Information Division which collects, researches, analyzes, and publishes economic, and demographic information to support labor market research, program planning, economic development, and career exploration.



Required One-Stop Partners

Partners required to participate in the Operation of a One-Stop System:

- ✓ WIOA T-I Adult, DW, Youth
- ✓ Wagner-Peyser
- ✓ Adult Education and Literacy
- ✓ Vocational Rehabilitation
- ✓ Career, Technical Education
- ✓ Title V Older Americans Act
- ✓ Job Corps
- ✓ Native American Programs
- ✓ Migrant Seasonal Farmworkers
- ✓ Veterans
- ✓ YouthBuild
- ✓ Trade Act
- ✓ CSBG (Community Action E&T)
- ✓ HUD (E&T)
- ✓ Unemployment Compensation
- ✓ Second Chance
- ✓ TANF

AJCC Job Seeker Services

Resource rooms with phones, free internet and resume writing tools.

Current labor market and employer information to understand who is hiring, for what jobs and where.

Job search assistance and career counseling.

Employment workshops and hiring events.

Workforce preparation activities, i.e. practice interviewing and skills testing.

Internships and work experience
Referrals to community resources and supportive services

Job training, including work-based learning options.

America's **JobCenter**
of CaliforniaSM



AJCC Employer Services

Assess hiring needs.

Provide labor market information to inform business decisions.

Connect to training options for new and current employees, plus funding resources.

Assist with lay-off Aversion strategies

America's **JobCenter**
of CaliforniaSM

Find qualified candidates, including veterans.

Build an Effective Hiring process

Learn about hiring incentives and tax credits, as well as local resources in economic development, finance, marketing and more.

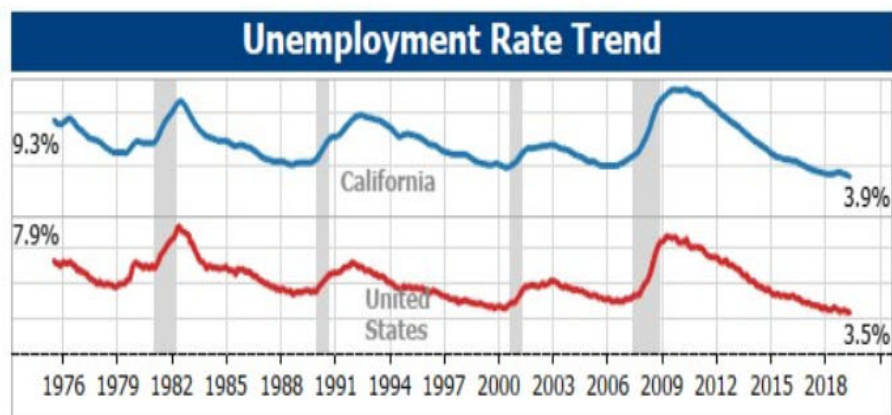


California Labor Market - Current Status

California Labor Market Indicators				
Metrics	October, 2019	November, 2019	Change	
Unemployment Rate	3.9%	3.9%	-	→
Labor Force	19,442,200	19,492,200	50,000	↑
Employment	18,676,800	18,730,500	53,700	↑
Unemployment	765,400	761,700	-3,700	↓
Nonfarm Jobs	17,575,900	17,604,300	28,400	↑

Data Source: EDD Labor Market Information Division

Note: Data is seasonally adjusted. October 2019 data is revised and November 2019 data is preliminary.



LMI by Customer

- Job Seekers and Students
- Employers
- Economic Developers
- Educators and Trainers
- Workforce Partners
- **More...**

LMI by Subject

- Unemployment Rate and Labor Force
- Industries
- Occupations
- Employment Projections
- Wages
- **More...**

LMI by Geography

- California
- Counties
- Metropolitan Areas
- Local Workforce Development Areas
- Regional Planning Units
- **More...**

Labor Market Information

Health Care Occupations within Hospitals

SOC	Occupational Title	2016-2026 Fastest Growing Occupations (Percent Change) ¹	2016-2026 New Job Openings ¹	2016-2026 Total Projected Job Openings ¹	Median Annual Wage (50 th Percentile) ²	2018 Program Completers ³	Job Ads in Last 120 Days Ending December 23, 2019 ⁴
31-1011	Home Health Aides	41.0%	10,900	46,600	\$30,323	112	869
29-1171	Nurse Practitioners	35.1%	4,600	12,000	\$129,099	802	1,044
29-1071	Physician Assistants	34.3%	3,500	9,800	\$120,563	374	1,120

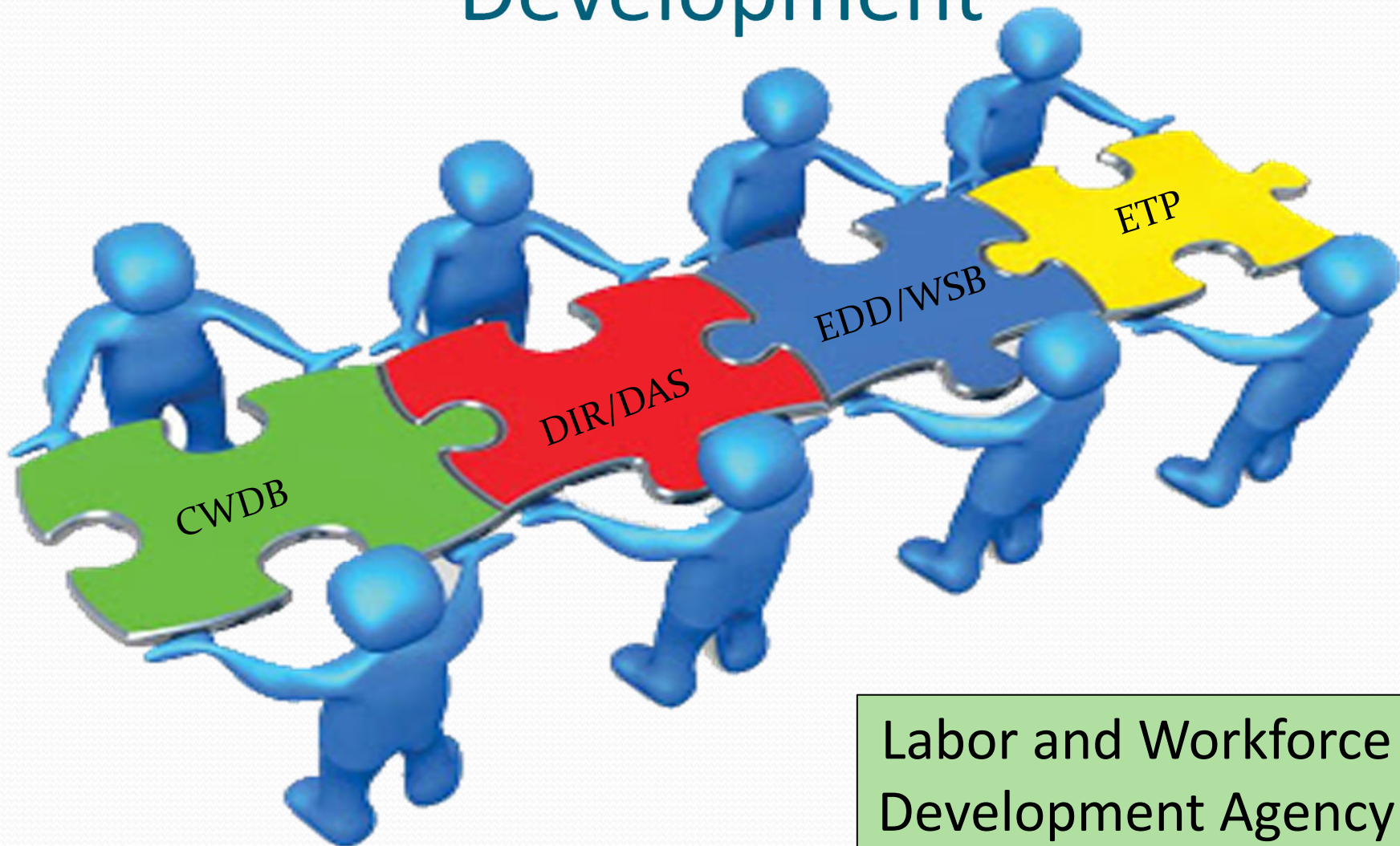
Health Care Occupations within Nursing and Residential Care Facilities

SOC	Occupational Title	2016-2026 Fastest Growing Occupations (Percent Change) ¹	2016-2026 New Job Openings ¹	2016-2026 Total Projected Job Openings ¹	Median Annual Wage (50 th Percentile) ²	2018 Program Completers ³	Job Ads in Last 120 Days Ending December 23, 2019 ⁴
31-1011	Home Health Aides	41.0%	10,900	46,600	\$30,323	112	869
29-1171	Nurse Practitioners	35.1%	4,600	12,000	\$129,099	802	1,044
31-2011	Occupational Therapy Assistants	31.6%	600	3,300	\$72,442	255	252

Health Care Occupations within Individual and Family Services

SOC	Occupational Title	2016-2026 Fastest Growing Occupations (Percent Change) ¹	2016-2026 New Job Openings ¹	2016-2026 Total Projected Job Openings ¹	Median Annual Wage (50 th Percentile) ²	2018 Program Completers ³	Job Ads in Last 120 Days Ending December 23, 2019 ⁴
31-1011	Home Health Aides	41.0%	10,900	46,600	\$30,323	112	869
29-1171	Nurse Practitioners	35.1%	4,600	12,000	\$129,099	802	1,044
29-1122	Occupational Therapists	24.8%	2,800	8,900	\$98,953	877	1,552

A New Vision for Workforce Development



Labor and Workforce
Development Agency

California Department of Better Jobs & Higher Wages

California Workforce Development Board	Division of Apprenticeship Standards	Workforce Services Branch	Employment Training Panel
➤ WIOA Policy Department	➤ Sets Apprenticeship Standards	WIOA Administrative & Fiscal Agent	Funds Incumbent Worker Training
➤ WIOA State Plan Development	➤ Assists Employers with Apprenticeship Development	State/Federal Special Projects - Grants & Initiatives administration	Funds Unemployed Worker Training
➤ WIOA State Board Support	➤ Enforces Apprenticeship Laws & Standards	Employment Training Tax Collection	Vocational Skills Training for Businesses Creating New Jobs
➤ WIOA Program Performance & Evaluation	➤ Approves Pre-Apprenticeship Programs	Employment Services & Job Match in all AJCCs	Administrative & Employer Technical Assistance
➤ Workforce Data Collection & Research	➤ Approves On-the-Job-Trainee Programs	Veteran Training Programs & Services	GOBIZ Critical Proposal Fast Track for Employers
➤ State Special Projects - Grants & Initiatives Management		Trade Adjustment Assistance Training Services	
		Collects Labor Statistics	