



Middle-skill Health Jobs in the Inland Empire

Health Advisory Skills Panel
February 24th, 2020



C·O·E

CENTERS OF EXCELLENCE
FOR LABOR MARKET RESEARCH

About the Centers of Excellence (COE)

California Community Colleges need to ensure that CTE curriculum produces workers with the skills relevant to the regional and statewide economies.

The COE provide **quality labor market data and information** to help colleges respond to workforce needs.

Uses of the data:



Investing in new
programs & reviewing
existing programs



Assessing labor
market needs

Foster the use of data, inquiry, and evidence.

2019 Year in review

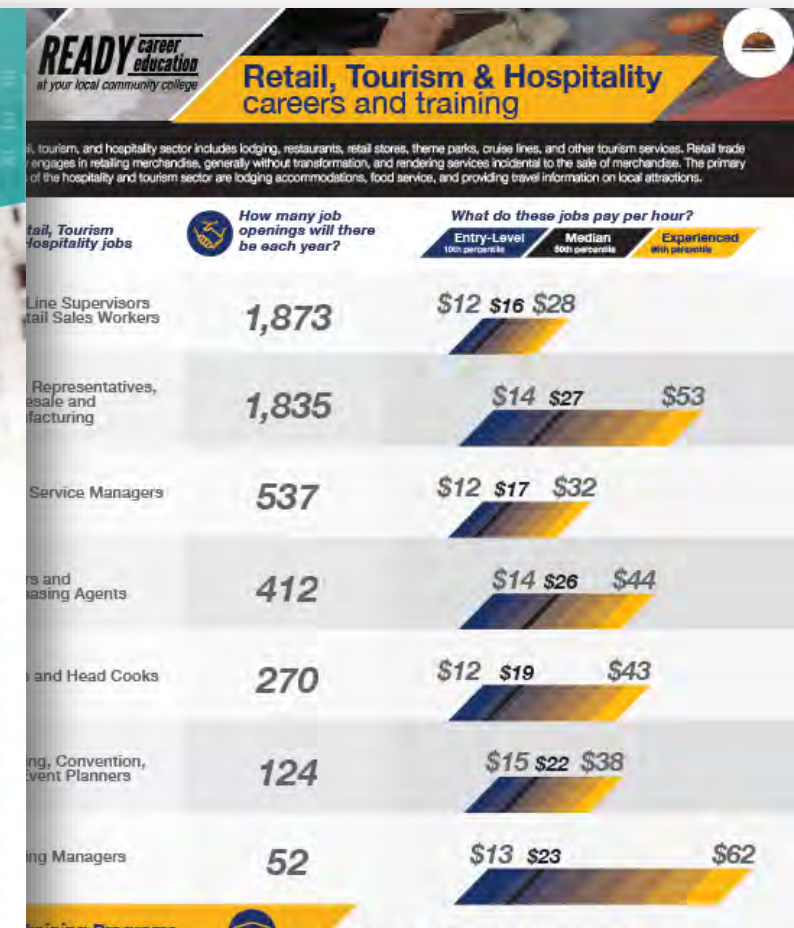
★ 105 Program Recommendation reports released

And more...



INLAND EMPIRE/DESERT REGION
EDUCATIONAL SUPPLY & OCCUPATIONAL DEMAND ANALYSIS:

Quantifying the Degree of Alignment
Between Career Education Credentials
and Middle-Skill Job Openings





C·O·E

CENTERS OF EXCELLENCE
FOR LABOR MARKET RESEARCH

SEARCH

STUDIES BY REGION

ABOUT US

CONTACT US

Search

Search for products related to occupations,
industries, regions, and more.

SEARCH

TOOLS FOR YOU



LA/Orange County ▶

Inland Empire ▼



Program
Rec.

Mortuary Science



Infographic

Top 100 Middle-skill Occupations in
the ...



Program
Rec.

Construction Inspection



Program
Rec.

Child Life Specialist



Program
Rec.

Quality Engineering Technician



Program
Rec.

Fire Academy

[VIEW MORE](#)

San Diego/Imperial ▶

Statewide ▶











Counties:

Riverside and San Bernardino

Michael Goss, Center Director

(909) 652-7754

michael.goss@chaffey.edu

▼ Type	▼ Title		▼ Region	▼ Publish Date
 Program Recommendations	Commercial Music		Inland Empire/Desert Region	2/21/20
 Program Recommendations	Pharmacy Technician		Inland Empire/Desert Region	2/13/20
 Program Recommendations	Business Information Systems Technology		Inland Empire/Desert Region	2/3/20
 Program Recommendations	Nanotechnology		Inland Empire/Desert Region	2/3/20
 Program Recommendations	Mortuary Science		Inland Empire/Desert Region	1/9/20



C·O·E

CENTERS OF EXCELLENCE
FOR LABOR MARKET RESEARCH

COECCC.net

SEARCH

STUDIES BY REGION

ABOUT US

CONTACT US

Search

Search for products related to occupations,
industries, regions, and more.

SEARCH

TOOLS FOR YOU



SEARCH ▼

Search



OR

SELECT A CATEGORY

Industries

Occupations

Special Topics



Agriculture



Biotechnology



Construction



Energy



Global Trade &
Logistics



Green



Healthcare



Hospitality



Information and
Communication
Technologies



Manufacturing



SELECT A REGION

Select one or multiple regions:



☒ California

[Clear Selections](#)

SEARCH











Geographic

And

Category

Inland Empire/Desert Region

Industry > Healthcare, Occupation > All Occupations, Special Topics > All Special Topics

▼ Type	▼ Title		▼ Region	▼ Publish Date
 Program Recommendations	Pharmacy Technician		Inland Empire/Desert Region	2/13/20
 Program Recommendations	Radiologic Technologists		Inland Empire/Desert Region	12/18/19
 Program Recommendations	Dental Hygienists		Inland Empire/Desert Region	12/13/19
 Program Recommendations	Paramedics		Inland Empire/Desert Region	10/1/19
 Program	Central Sterile Processing		Inland Empire/Desert	9/5/19

Today's Topics

Regional Labor Force and Demographics

Healthcare Industry Overview

Demand for Health Occupations

Regional Training Programs/Outcomes

Labor Force

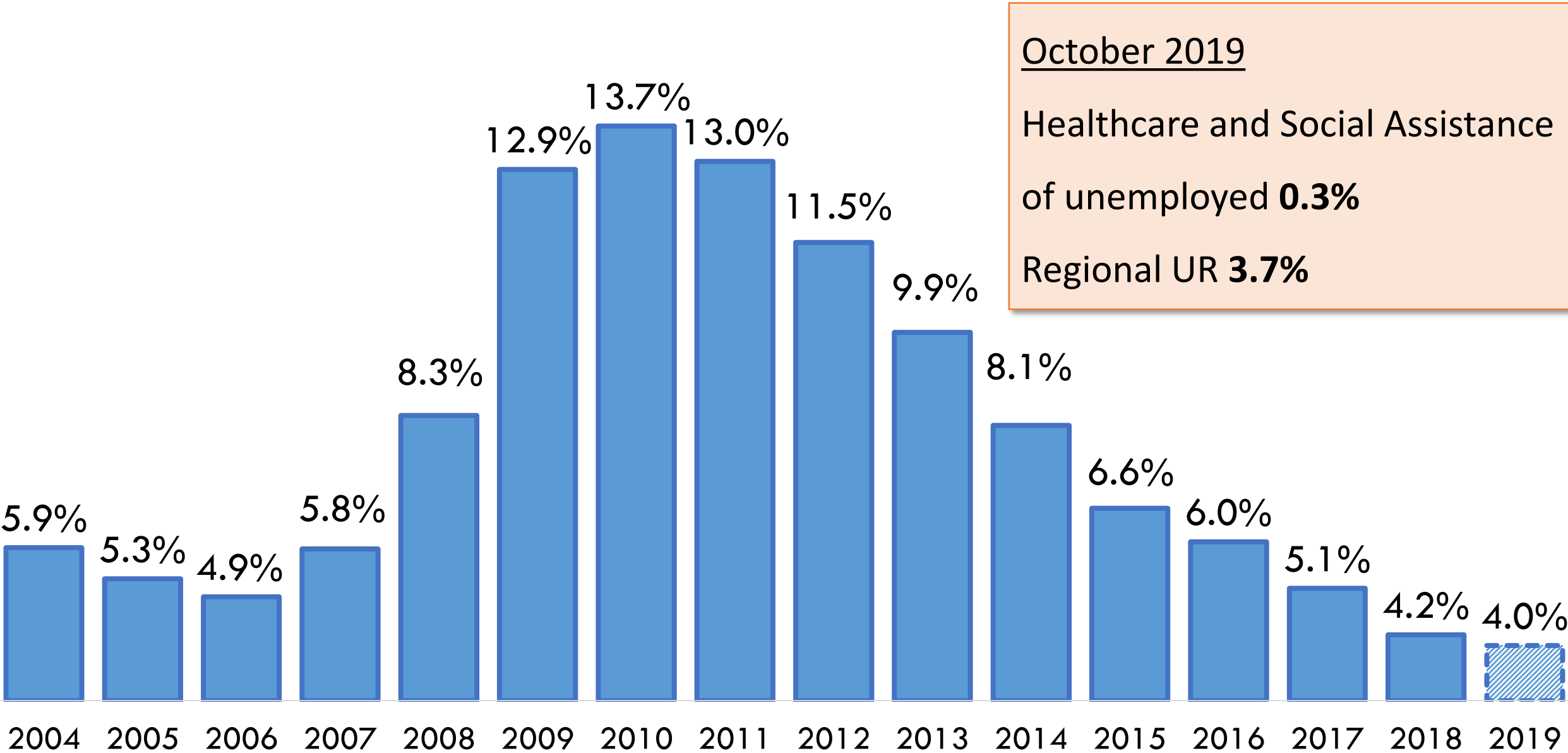


Labor Force

- A count of people who work (or want to work) where they live

Annual Average 2019 (Preliminary)	IEDR	California
Labor Force	2,065,300	19,478,900
Employed	1,982,100	18,690,900
Unemployed	83,200	788,000
Unemployment Rate	4.0%	4.0%

IEDR Annual Average Unemployment Rate, 2004-2019



October 2019

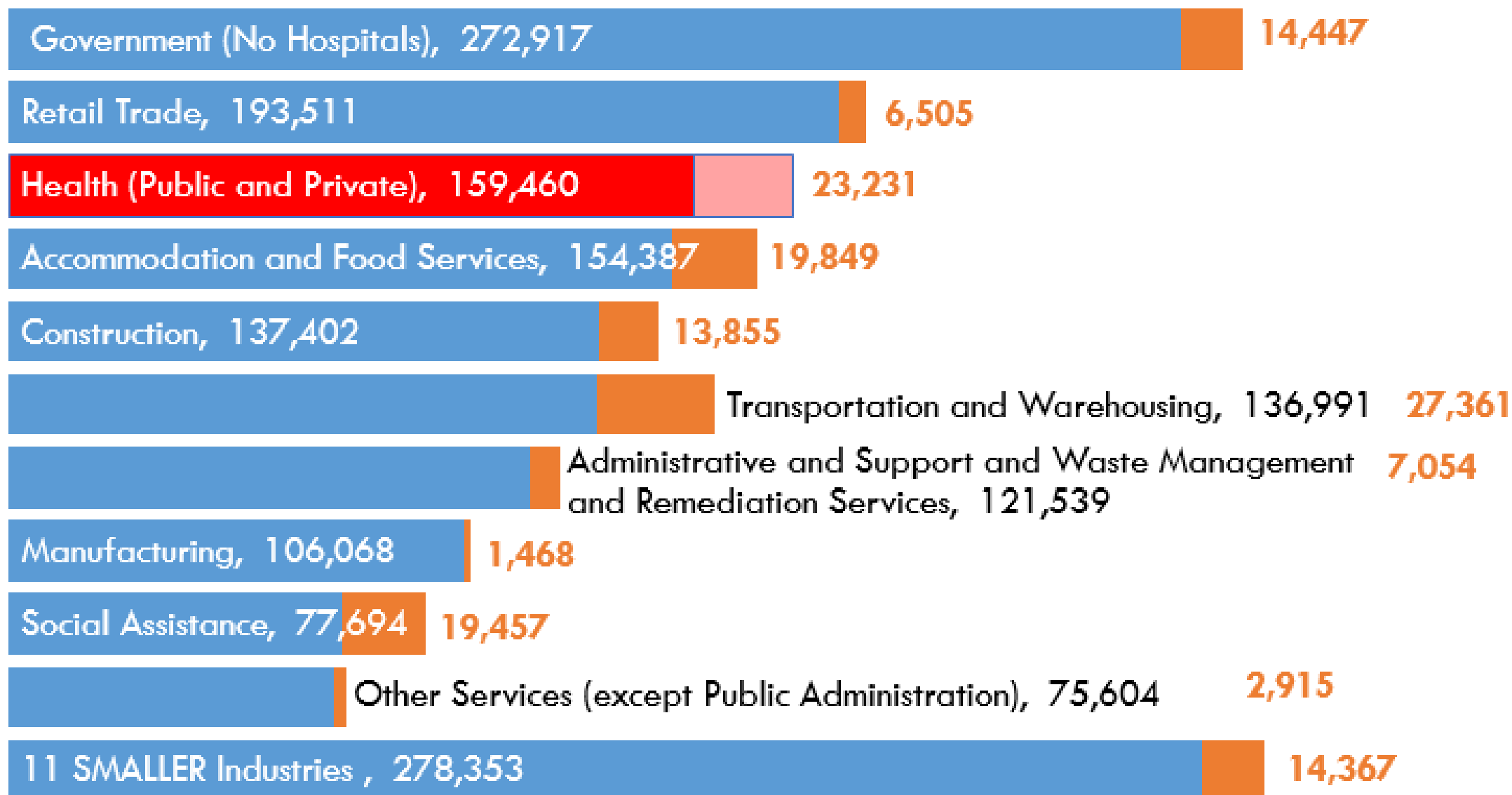
Healthcare and Social Assistance
of unemployed **0.3%**

Regional UR **3.7%**

Industry Employment

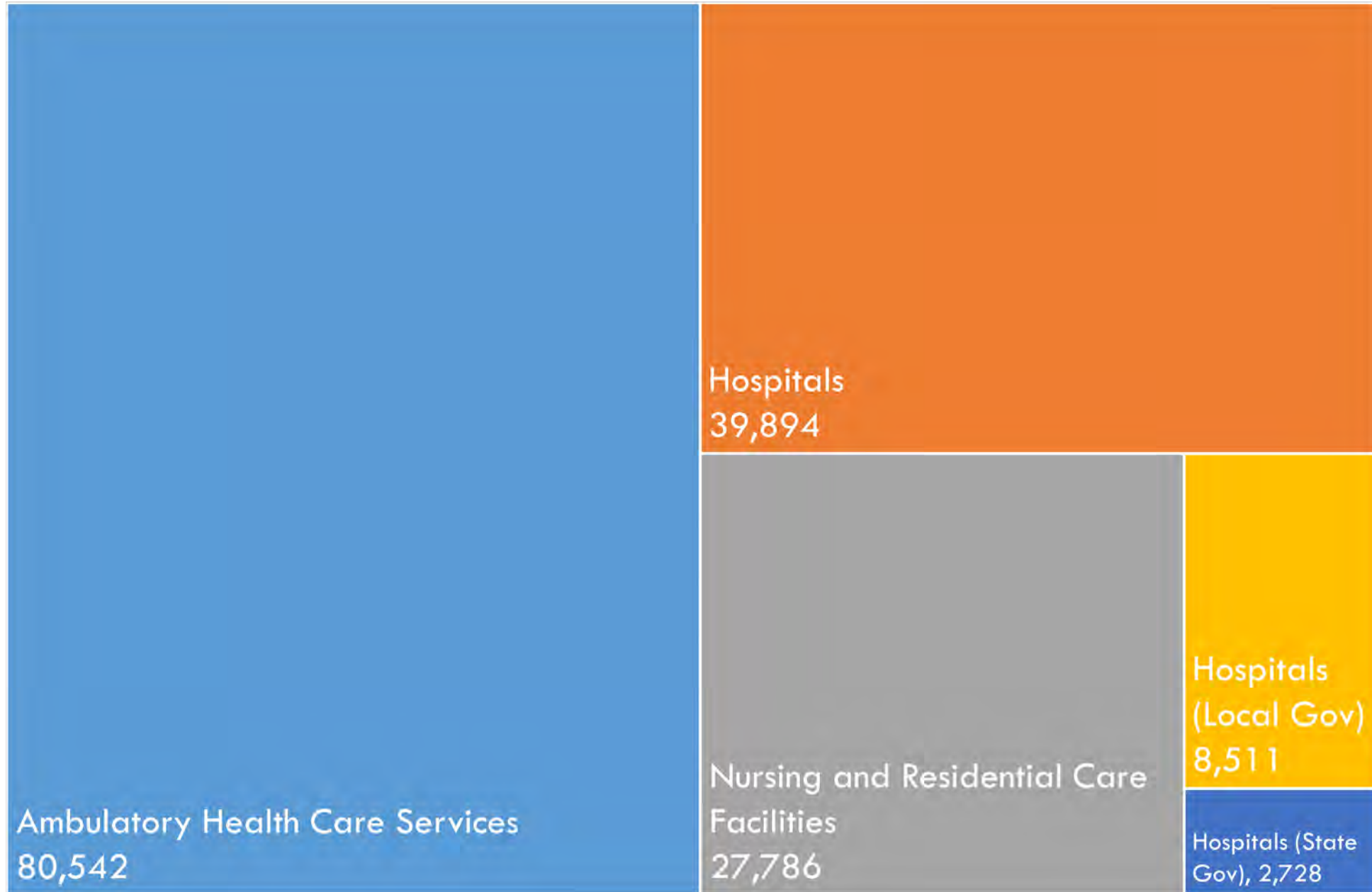


Major Industry Groups, 5-year Job Growth, 2018-2023

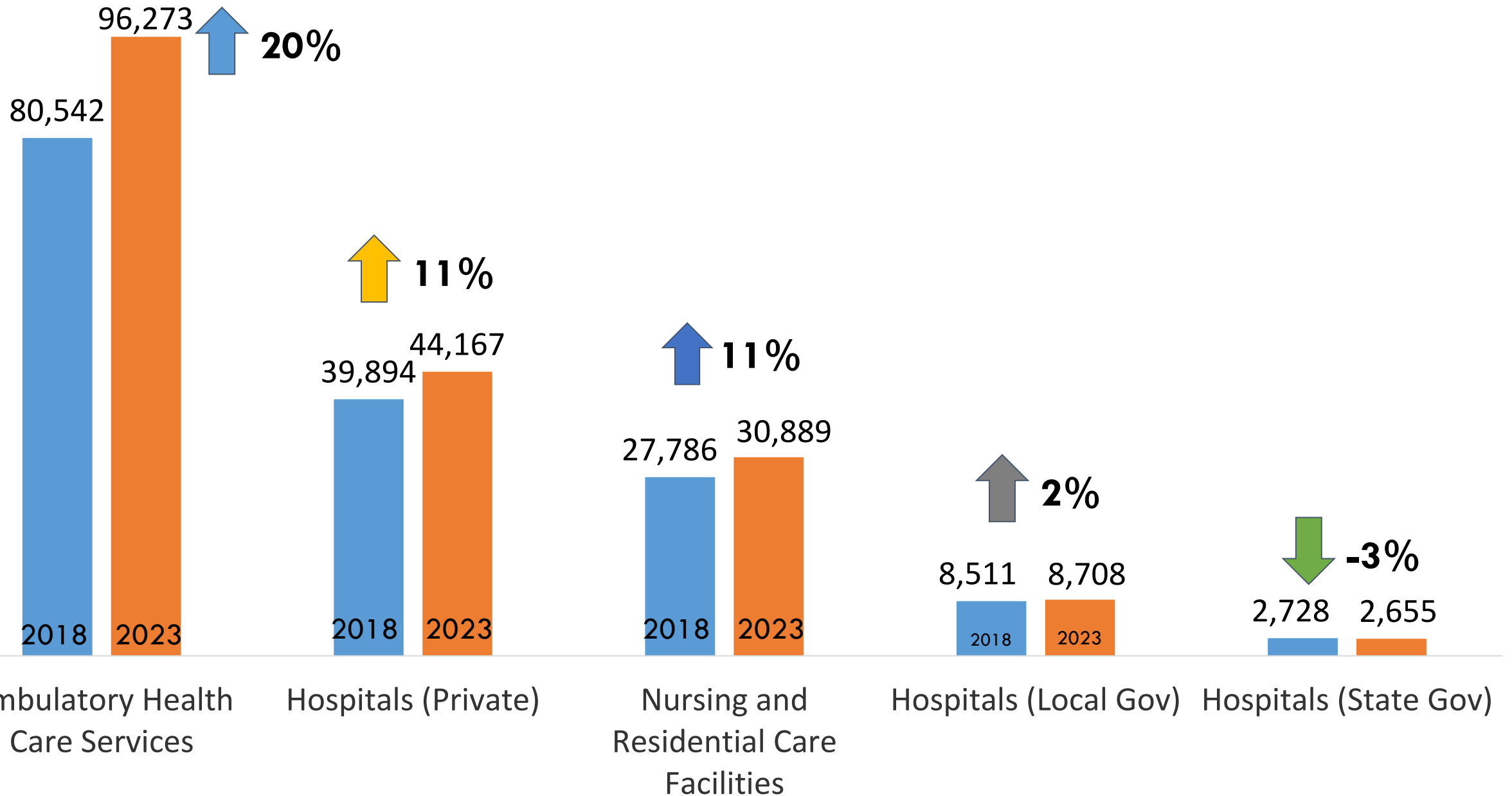


+8%
growth all
industries

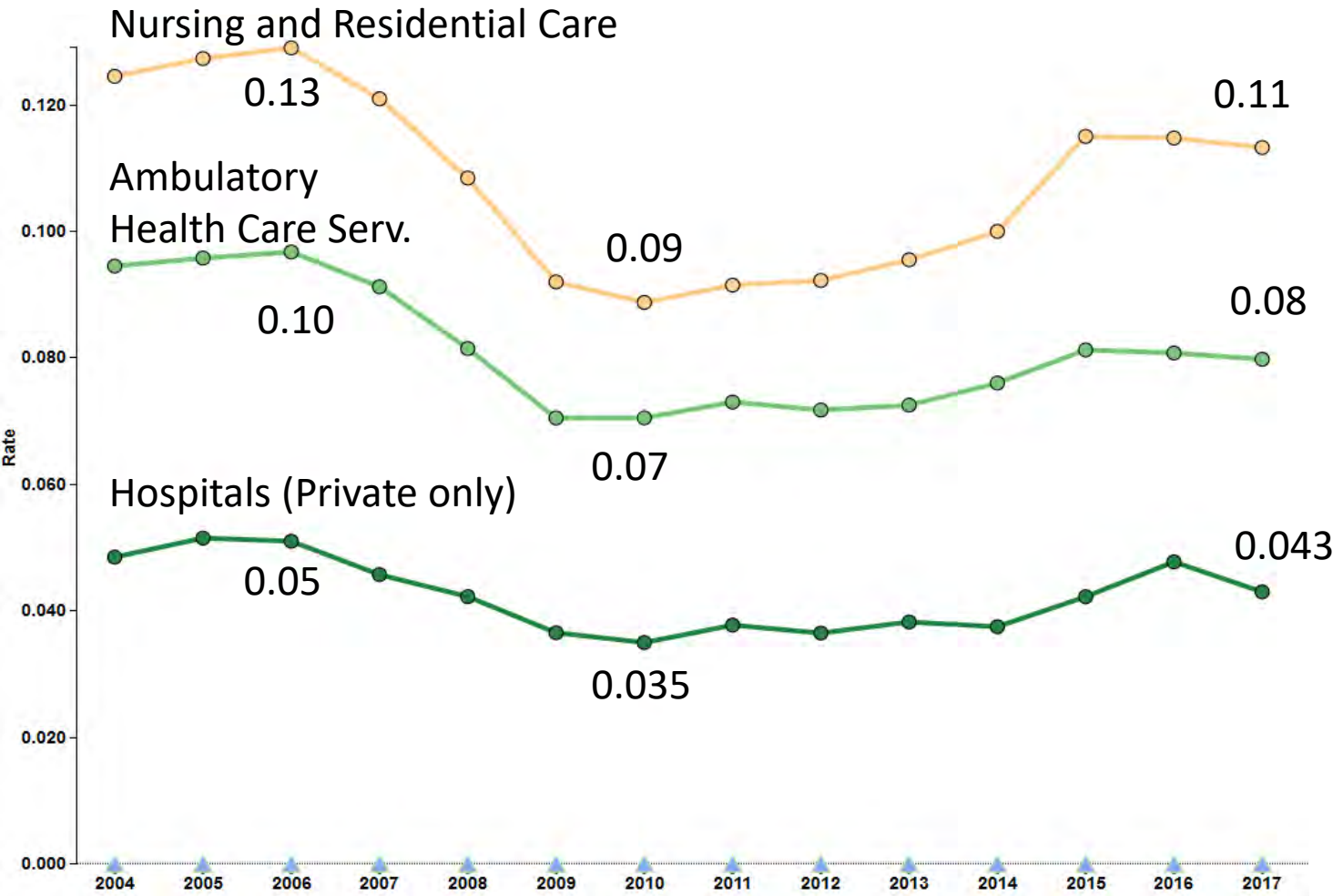
Health Care Sub-Industries 159,460 jobs



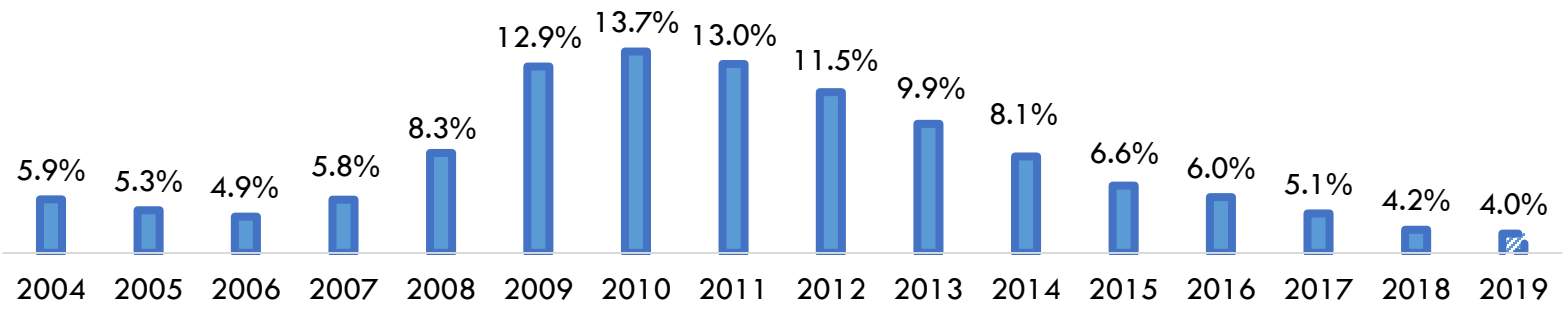
Health Subsector Industry Job Counts, 2018-2023



Health Industry Turnover Rate



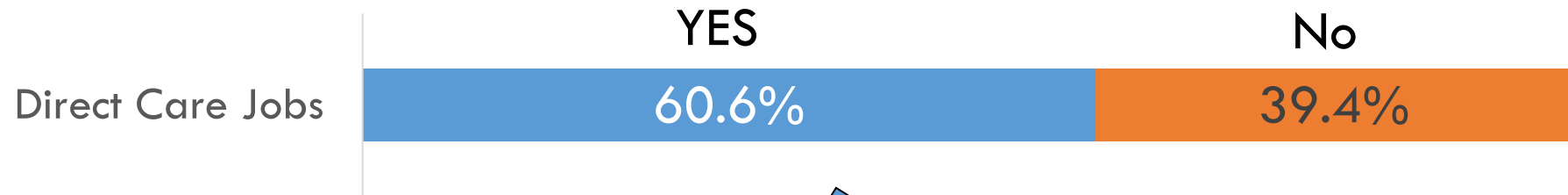
	Ambulatory Health Care Services	Hospitals	Nursing and Residential Care Facilities
2004	0.094	0.048	0.124
2005	0.095	0.051	0.127
2006	0.096	0.051	0.129
2007	0.091	0.045	0.120
2008	0.081	0.042	0.108
2009	0.070	0.036	0.092
2010	0.070	0.035	0.088
2011	0.073	0.037	0.091
2012	0.071	0.036	0.092
2013	0.072	0.038	0.095
2014	0.076	0.037	0.100
2015	0.081	0.042	0.115
2016	0.080	0.047	0.114
2017	0.079	0.043	0.113



All Industries, 2017
0.09

2006
0.11

Health Industry Jobs

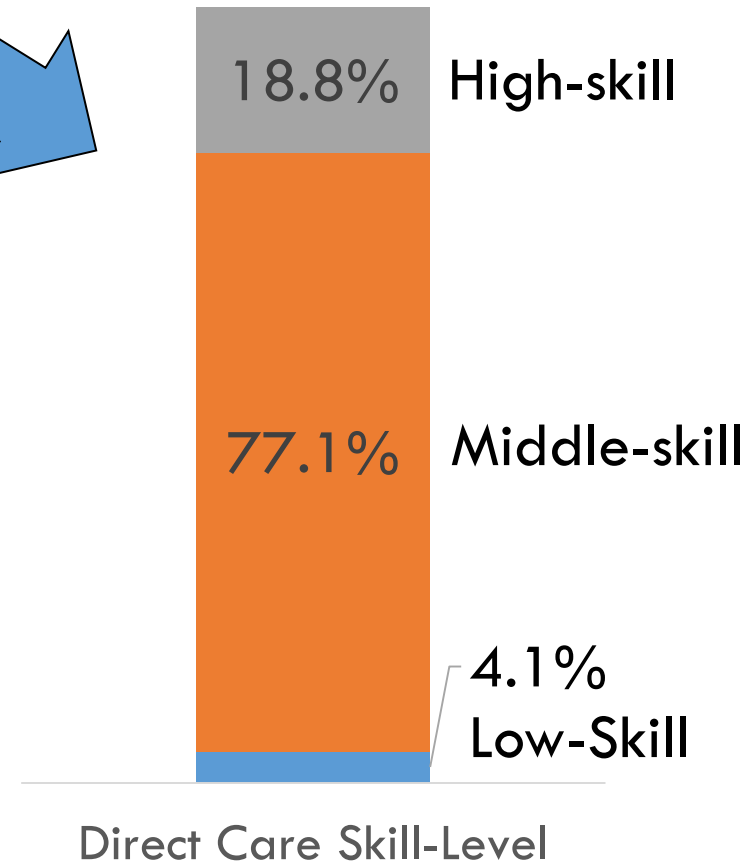



Sample Direct Care Occupations:
YES

- Dentists, Physicians, & Surgeons
- Nurses
- EMTs and Paramedics
- Diagnostic Technologist and Technicians

NO

- Housekeeping, Janitors, & Cleaners
- Billing Clerks, Bookkeeping & Accounting
- Computer Support
- Cooks, Institution and Cafeteria
- Maintenance and Repair Workers



Occupations



Top 100 Middle-Skill Occupations

★ Middle-skill: >H.S. Diploma, <4-year Degree

★ >\$15/hour

Perkins V Comprehensive Local Needs Assessments (CLNA)

At the state-level:

1. Industry recognized degree or certificate
2. In-demand
3. High wage: CA median wage is \$20.86/hr

★ Family Needs Calculator: 1 adult, 1 child
\$19.94/hr

★ Brookings: \$18/hr + benefits

2020

Inland Empire/Desert Region
Riverside and San Bernardino counties

**TOP 100
MIDDLE-SKILL
OCCUPATIONS**



The Inland Empire Desert Region will have nearly **75,000** annual middle-skill job openings over the next five years. Middle-skill jobs require more education than a high school diploma but less than a bachelor's degree. Your local community college is a great place to learn the skills needed to acquire a career that provides gainful employment opportunities and self-sustainable wages.

The top 100 middle-skill jobs earn \$15 per hour or more and account for 70% of all middle-skill job openings in the region.

#	Middle-Skill Occupations	Annual Job Openings	Hourly Median Wage	Annual Average Wage
1	Heavy and Tractor-Trailer Truck Drivers	3,984	\$22.00	\$48,900
2	Secretaries and Administrative Assistants	2,565	\$19.00	\$40,300
3	Customer Service Representatives	2,563	\$17.00	\$39,300
4	Teacher Assistants	2,378	\$17.00	\$35,100
5	Registered Nurses	2,324	\$47.00	\$101,700
6	Carpenters	2,284	\$23.00	\$51,600
7	Bookkeeping, Accounting, and Auditing Clerks	1,919	\$20.00	\$44,400
8	Sales Representatives, Wholesale and Manufacturing, Except Technical and Scientific Products	1,730	\$28.00	\$66,600
9	Maintenance and Repair Workers, General	1,627	\$20.00	\$43,900
10	Hairdressers, Hairstylists, and Cosmetologists	1,380	\$15.00	\$37,600
11	Electricians	1,214	\$24.00	\$54,800
12	Automotive Service Technicians and Mechanics	1,205	\$19.00	\$45,400
13	Medical Assistants	1,194	\$15.00	\$32,700
14	Nursing Assistants	1,182	\$16.00	\$34,100
15	Medical Secretaries	1,017	\$17.00	\$37,600
16	Plumbers, Pipefitters, and Steamfitters	868	\$24.00	\$53,900
17	Home Health Aides	861	\$16.00	\$35,700
18	Dental Assistants	799	\$16.00	\$34,900
19	Licensed Vocational Nurses	691	\$25.00	\$52,900
20	Fitness Trainers and Aerobics Instructors	678	\$19.00	\$51,000

continued

33 Middle-Skill Healthcare Occupations

92,882 jobs
2018

\$21.41 average
entry-level wage

10,618 annual
openings through 2023

\$26.28 average
median wage



High School
Diploma or
Equivalent



Moderate to
Long Term
On-The-Job
Training

Occupations	Annual Job Openings (2018-2023)	Median Hourly Wage
Pharmacy Technicians	393	\$18.30
Medical Equipment Preparers	86	\$24.08
Opticians, Dispensing	84	\$17.57

Postsecondary Non-Degree Award	Annual Job Openings (2018-2023)	Median Hourly Wage
Nursing Assistants	1,251	\$15.62
Medical Assistants	1,245	\$15.23
Dental Assistants	830	\$15.68
Licensed Vocational Nurses	775	\$25.10
Massage Therapists	378	\$15.94

Postsecondary Non-Degree Award	Annual Job Openings (2018-2023)	Median Hourly Wage
Phlebotomists	188	\$20.26
Medical Records and Health Information Technicians	179	\$22.44
Surgical Technologists	130	\$27.39
Psychiatric Technicians	147	\$34.62

Associate Degree	Annual Job Openings (2018-2023)	Median Hourly Wage
Dental Hygienists	181	\$45.41
Respiratory Therapists	149	\$35.39
Radiologic Technologists	135	\$36.02
Physical Therapist Assistants	97	\$34.61
Occupational Therapy Assistants	51	\$34.50

Associate Degree	Annual Job Openings (2018-2023)	Median Hourly Wage
Diagnostic Medical Sonographers	54	\$39.30
Cardiovascular Technologists and Technicians	42	\$29.64
Magnetic Resonance Imaging Technologists	20	\$40.37
Nuclear Medicine Technologists	15	\$49.80
Radiation Therapists	8	\$52.73

Bachelor's Degree	Annual Job Openings (2018-2023)	Median Hourly Wage
Registered Nurses	2,538	\$47.45
Clinical Laboratory Technologist and Techs	186	\$24.72



Regional Colleges with Health Programs




Chaffey




25 unique
Health Programs
in the Inland
Empire



College of the Desert



San Bernardino Valley



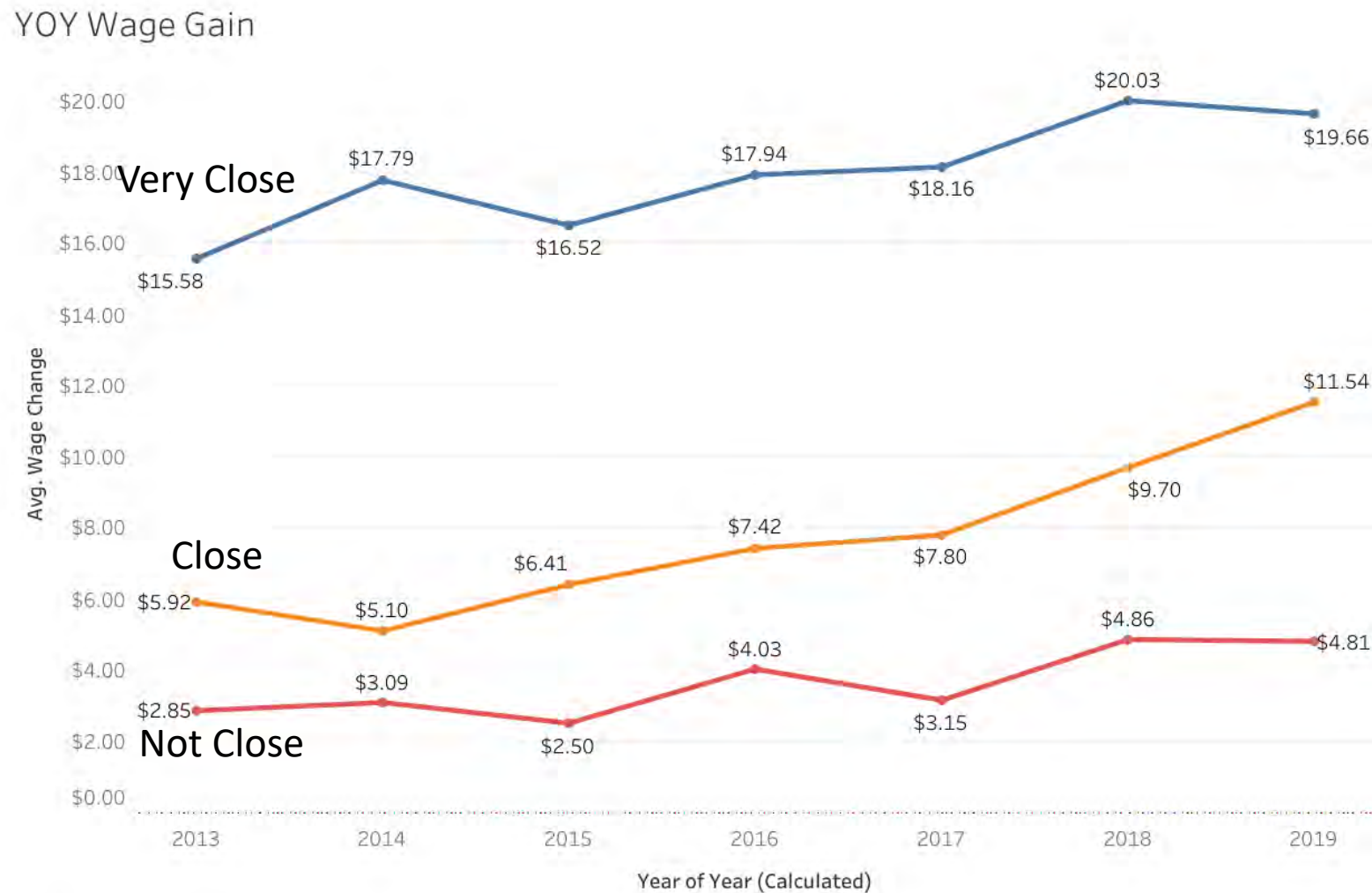
**Student
Outcomes**



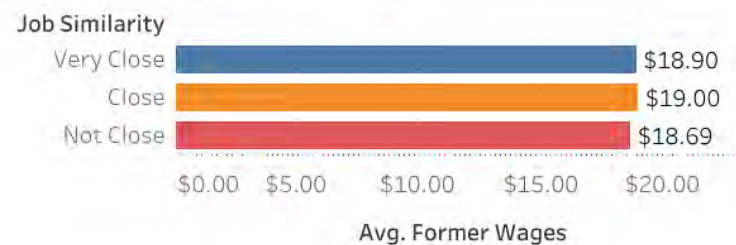
Career and Technical Education Employment Outcomes Survey (CTEOS)

2016, 2017, 2018, & 2019 series

Health Program Before and After Wage Gains



Wages Before Training

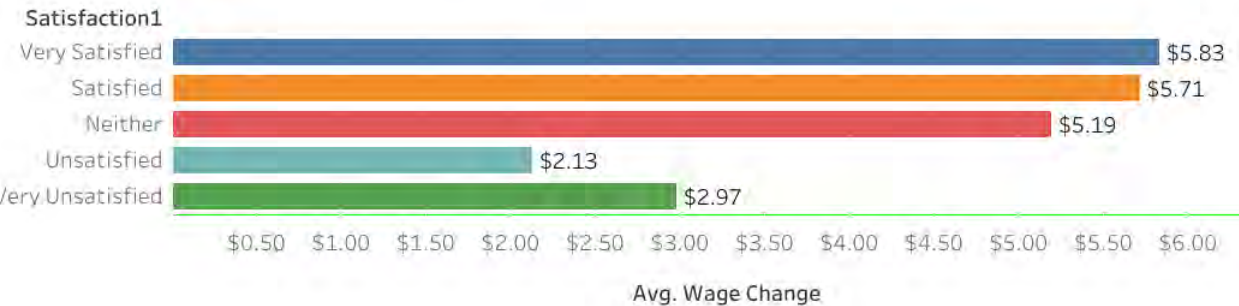


Wages After Training



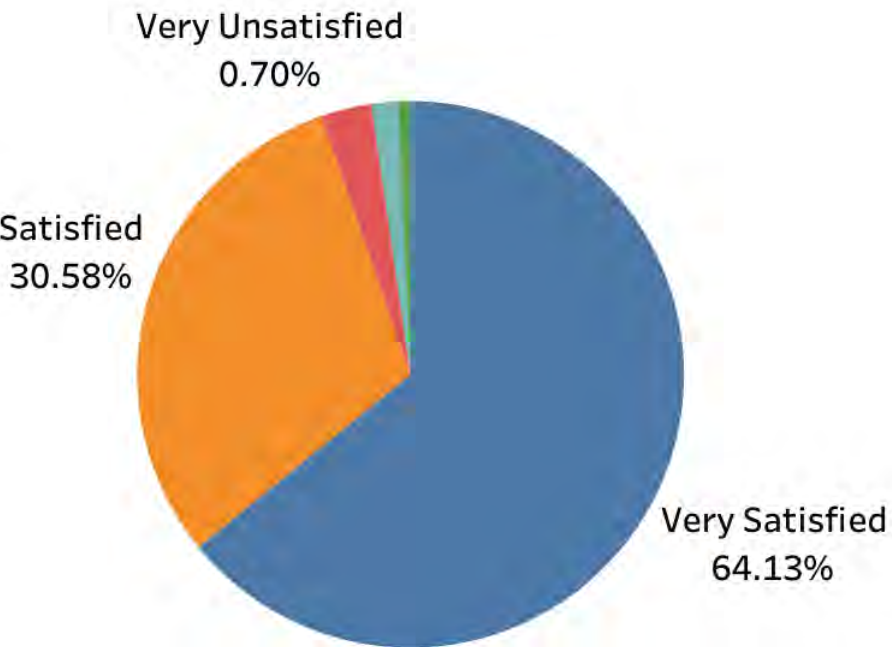
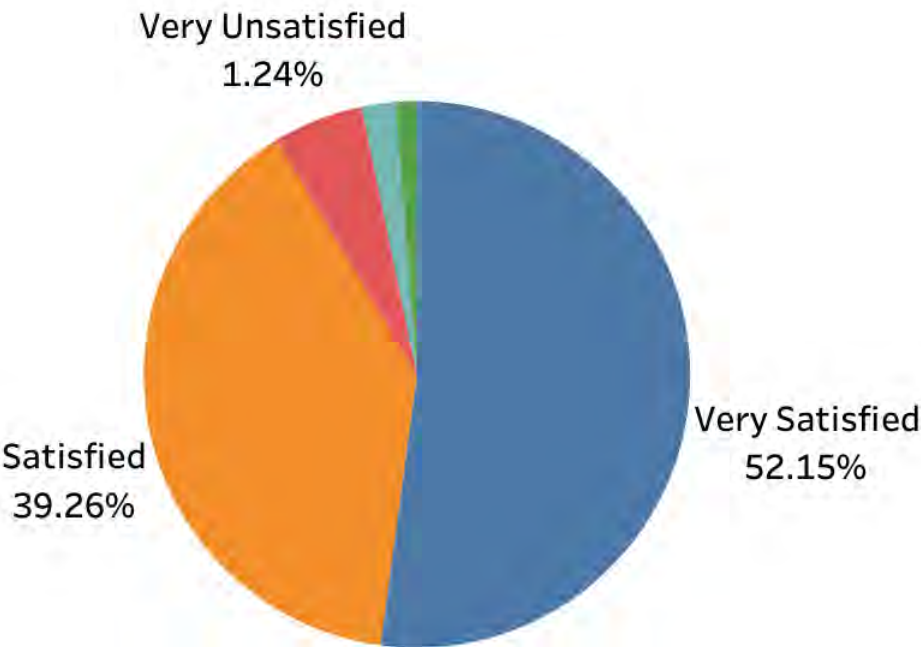
All Programs, ex. Health

Wage Gain and Satisfaction



Health only

Wage Gain and Satisfaction



Questions?

Thank You!

Michael Goss

Inland Empire/Desert
Center of Excellence *for* Labor Market Research

michael.goss@chaffey.edu

www.coeccc.net



C·O·E

CENTERS OF EXCELLENCE
FOR LABOR MARKET RESEARCH