

Zoom and Canvas Use for CNA Students

Shaaron Vogel RN MSN

Let's Zoom!

- It has saved the day for us
- Does not work for every learning style
- How do we adjust or use to try to support learning?
 - Hands on
 - Visual
 - Auditory
- Do we have them show their faces?
- Do we give participation points for engagement on Zoom?

Think About Zoom




- Confer Zoom In Canvas
 - Easy to use and sets up in calendar in Canvas
 - Easy to get to link
 - Let know will record and post at Canvas
- Set Expectations
 - Camera on or off
 - Mute or engage
- Schedule out so everyone knows

Using Video to Assess Student Attention in Virtual Class Meetings

Don't Do This

-  Connect students' video use and eye contact time to participation points, grading, or school attendance.
-  Remove students from the meeting if their videos are not on.
-  Trick students into turning on their videos (e.g., for a class dance party).
-  Give extra credit to students who have their video on.

Do This!

-  **CHOICE.** Let students decide whether to turn on, or keep on, their video. Allow them to use virtual or blurred backgrounds and fun filters (e.g., be a banana or potato!). <https://bit.ly/virtualmtgfilters>
-  **REAL-TIME CHECK-IN.** Ask questions often to assess student understanding. Allow students to respond via audio or virtual meeting tools (e.g., chat box, polls, nonverbal reactions - "thumbs up").
-  **USE DIGITAL ASSESSMENT TOOLS.** Collect different types of data to evaluate ongoing learning - Answer Garden, Gimkit, Kahoot, Google Forms, Poll Everywhere, Socrative, Crowdsignal, Formative, Classkick, Ted-Ed, Playposit, Ed Puzzle, Nearpod, etc.. <https://bit.ly/formassesstech>

Why Does It Matter?

PRIVACY. Students might be uncomfortable displaying their living space to their peers.

SAFETY. Students (and their family members) may not want their image captured, recorded, or shared. Students could be cyberbullied if a classmate takes a screenshot of their video.

EQUITY. Students might have unreliable Internet access, low bandwidth, devices without video capabilities, or limited access to a device.

PERSONAL. Students might feel shy or anxious to be on camera.

“But I Don’t Like Teaching to Blank Screens”

Teach students to setup their Google Meet or Zoom profile picture as a bitmoji, school photo, or a favorite selfie. When the camera is off, the students’ profile picture will show up, giving you a virtual audience to talk to.



Ask Before Assume

This is a challenging time for everyone. If students are struggling to show attentiveness, ask questions rather than make assumptions about their actions or punish them for lack of engagement.

Taking Roll and the White Board

- Make roll fun!
 - Favorite superhero
 - Favorite animals
 - Favorite food for holiday
- White Board use
 - Type in input as verbalize or they type
- Stickers or reaction use
 - Way to engage and ensure hear all voices

Breakout Rooms

BEFORE

- Set time limits
- Let students know how you will end breakouts
- Give specific discussion points
- Add directions to chat

DURING

- Pop into the separate rooms
- Give a warning when time is almost up

AFTER

- Recap

Use of Polls

Sample tests questions

Response to clinical

Just for fun

Critical thinking items

POLLS

Canvas: So Much Potential

- Posting power points, videos, handouts and more
- Quizzes or tests that use or not use Proctorio
- Assignments
 - Culture and Diversity presentation/paper
 - Documentation samples
 - Reflection on aging and LTC
- Discussions
 - Situation to respond to
 - Type of care needed for a client
- Chat

MOTIVATION

- You Can do This

I am committed to continuous self improvement in my life

