



Welcome to EHR Go Guest Access. Please use the following credentials to log in at <http://www.ehrgo.com>


Username: socaptguest
Password: socaptguest!

Home

When you first log in to EHR Go, you'll see the Getting Started with EHR Go video series. This is a less than 15-minute video orientation of the faculty account and a great refresher before diving in.

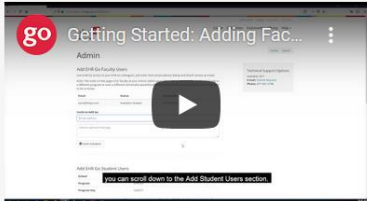
PROFESSOR REPORTS ADMIN CONTACT LOGOUT

Teach Create Collections Community Library Help ▾

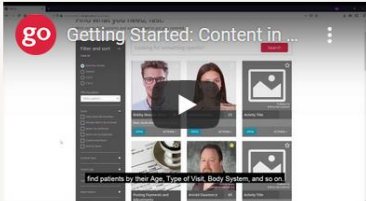


✕ Hide


Getting Started with EHR Go



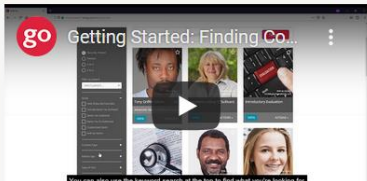
Getting Started: Adding Faculty and Student Users (1:46)




Getting Started: Content in EHR Go (2:44)



Getting Started: Navigating EHR Go (3:49)



Getting Started: Finding Content (1:46)



Getting Started: Assigning a Patient (1:46)

More Videos Available In The Help Section

1 EHR Go® networked educational EHR system is a product of Archetype Innovations, LLC. This guest demo access has been granted to the individual(s) or institution identified in the accompanying email transmission. This access is confidential and not to be transferred or shared with third parties. This access is valid for 14 days.

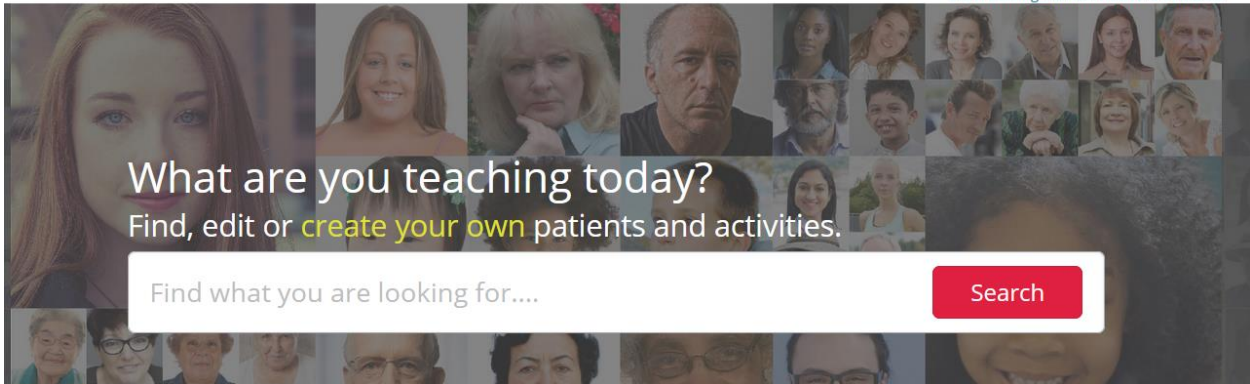


If you don't see the video series on the home page, select the "Show Getting Started Videos & Releases button."



Teach Create Collections Community Library Help ▾

Show Getting Started Videos & Releases



Teach

The Teach tab is where you can go for quick tips and ideas on how to use patient cases throughout the curriculum: Classroom, Online Learning, Skills Lab, Clinical, and Simulation. It's mainly plain text but you will find some links to resources and patient case examples. Be sure to use the dropdown menu on the top right to select your discipline category for more tailored tips.

GO TEACH

SMART

Classroom Online Learning Skills Lab Clinicals Simulation

General

General Highlights

Assessments/Notes

On the Notes tab, search new note for key terms. Find screening tools and scored assessments by searching for a key word in the name of the assessment.

Collections

Collections are themed groups of content hand selected by the Go editorial team. Popular collections include:

- A Day in the Primary Care Clinic
- Advanced Pharmacology and Pathophysiology
- Ethical Dilemmas in Healthcare
- Determinants of Health

Patients

The full library of patients can be searched, sorted, and accessed from the Library tab.



Create

The Create tab allows you to create new patients and activities of your own. Note that any patients you create during your guest access will not transfer to your account once you adopt EHR Go – this is just the sandbox area.

Click the Add New button to experiment with the tool.

Create anything you want.

Teach your way with your own custom content.

+ ADD NEW



Items I've Authored

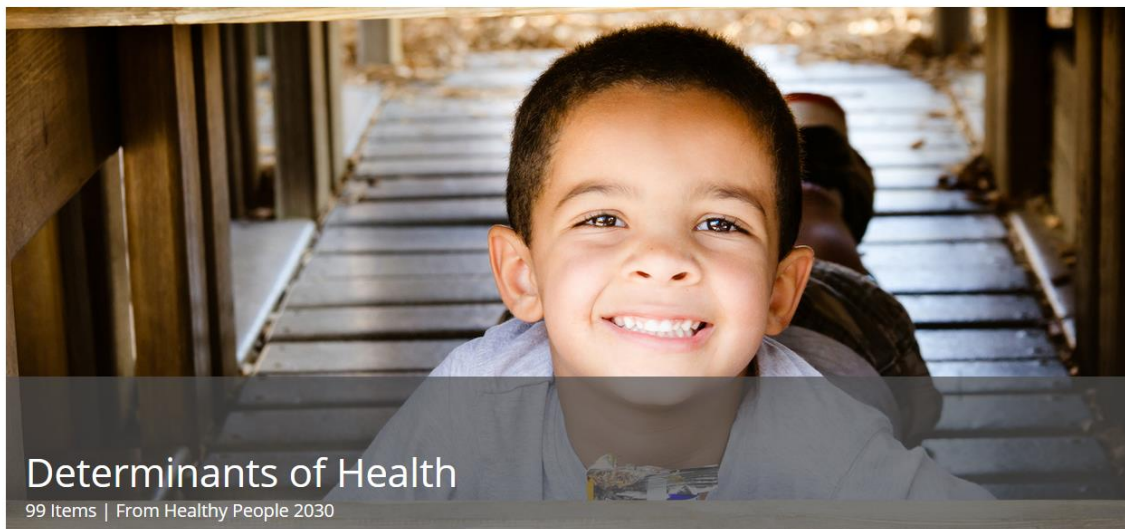
Collections

The Collections tab allows you to search for patients and activities grouped by theme, discipline, and subject matter. You can filter by discipline at the top.

Handpicked. Created just for you.

Groups of patients and activities centered around topics for every discipline.

Filter By Discipline IPE Nursing Pharmacy Provider Therapy MA/MO HIT/M Coding Informatics



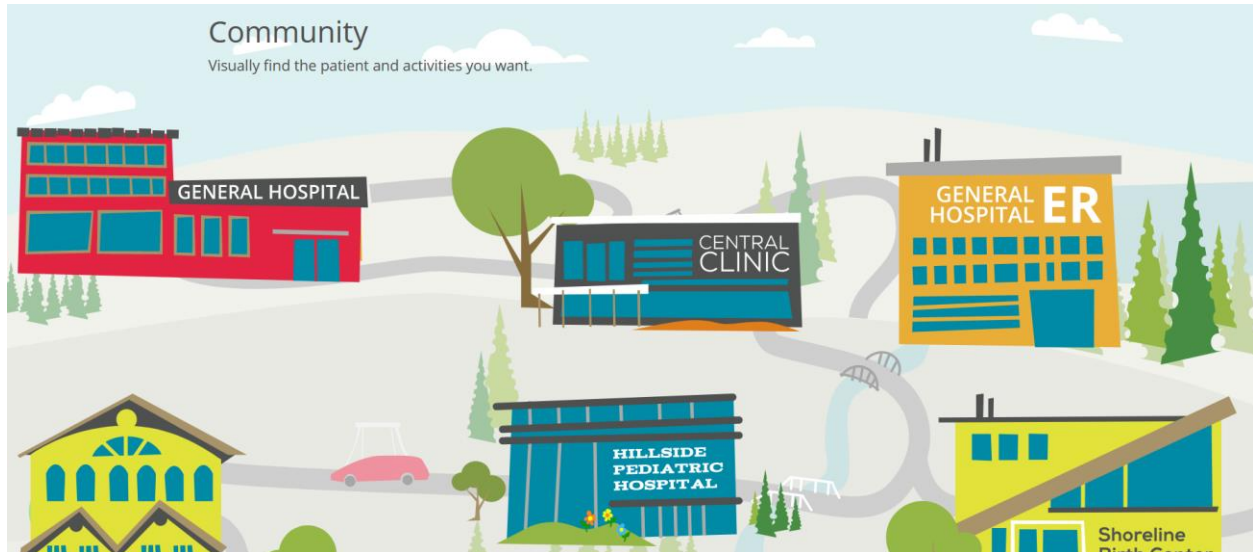
3

EHR Go® networked educational EHR system is a product of Archetype Innovations, LLC. This guest demo access has been granted to the individual(s) or institution identified in the accompanying email transmission. This access is confidential and not to be transferred or shared with third parties. This access is valid for 14 days.



Community

Select the Community tab to search for patients by location. Click on a facility for additional options.



Library

The Library tab allows you to quickly filter and sort through all our patients and activities. Any custom content you create during your guest access will also be searchable here. From here, you can search our patient and activity libraries based on concepts (for example, psychiatric or anemia).

You'll also find our Curated Collections on the home page, which are groupings of patients by subject matter.



Find what you need, fast.

With over 600 patients and activities, we've got you covered.

Student Experience

Want to see what students will see? After selecting any patient or activity, click on the Student View tab at the top of the patient or activity page.



Help

If you have questions, the Help tab has detailed guides, videos, resources, and FAQs to walk you through every step, from assigning work to students to creating your own content.



Teach Create Collections Community Library **Help** ▾

- FAQs
- Guides
- Resources
- Videos
- Release Notes
- Customer Communications
- Contact Support

Resources

EHR GO PATIENT LIST

See all of EHR Go case patient details in a spreadsheet. [Click here to download.](#)



EHR GO ACTIVITY LIST

See all of EHR Go activities in one document. [Click here to download](#)



You can always call us at 877-742-3926 or send us a note at sales@ehrgo.com for questions or next steps.

We look forward to working with you!